

# Track dumpers



**WACKER  
NEUSON**  
*all it takes!*



## These reasons speak for track dumpers from Wacker Neuson

### 1. Compact – for a wide range of applications

The track dumpers from Wacker Neuson are specialists for difficult terrain. Thanks to their compact design, they can also be used perfectly in tight spaces. So that the material always reliably gets to exactly where you want it.

### 2. Powerful – for quick materials handling

Fast loading of material, safe transport even under full load and targeted unloading: For this you need a powerful drive and the right skip. Track dumpers by Wacker Neuson have both: a powerful hydrostatic drive system, which impresses with its precise performance and simple operation, and a large selection of skips, which tilt in up to three directions depending on the model, extend, enlarge the loading area or load themselves self-sufficiently using the self-loading equipment. The possibilities are diverse – as are the benefits for you.

### 3. Partnership – for perfect service, even after purchase.

We will not let you down even after purchase. As an internationally in demand construction machines brand, we have a large dealer and service network - in Europe and all over the world. Thus, you always have a competent contact person in your vicinity and, if you wish, we can provide you with the perfect all-round service for your track dumpers - for the entire life of your machine. Focus on your core business. Leave the rest to us!

#### Wacker Neuson—all it takes!

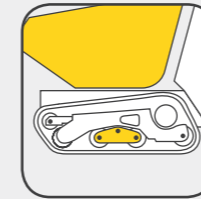
We offer products and services rendered that meet your high requirements and diverse applications. Wacker Neuson stands for reliability. This of course also applies to our seven track dumpers. We do our best every day to ensure your success. And we do this with full of passion for our jobs.

## Track dumper expertise down to the last detail




### Drive without shifting gears

The hydrostatic drive makes driving extremely easy. With the forward and reverse travel lever, you have everything under control and switching gears is unnecessary in many cases. See page 16 for details.



### Suspension-mounted rollers for running smoothness

Suspension-mounted rollers compensate for ground unevenness and ensure a high degree of running smoothness. Learn more on page 11.



### Maintenance done fast

The engine hood that can be folded down completely facilitates access to the important maintenance points that were optimized in terms of their ease of servicing. Read more on page 17.

### Seven versions to choose from

The track dumpers are suitable for a variety of applications. This is ensured by a wide variety of platform and skip versions, which can also be retrofitted. In addition, the self-loading equipment makes your work easier. See more details on page 14.



### Stage 5 certified – no DPF required

All models of our track dumper series achieve the high environmental requirement of Stage 5 without additional diesel particulate filters or electronic controls.

## Overview of all track dumpers



DT10e

Maximum payload:

1,000 kg

> Page 06

DT05

500 kg

> Page 08

DT08

800 kg



DT10

1,000 kg

> Page 10

DT12

1,200 kg

DT15

1,500 kg

> Page 12

DT23

2,500 kg

All details about our track dumpers are also available online: [www.wackerneuson.com/dumper](http://www.wackerneuson.com/dumper)

# Compact, maneuverable, powerful – move more with the track dumpers!

Difficult ground conditions, narrow passages, tight spaces – the challenges on construction sites are diverse. With the track dumpers from Wacker Neuson, you will master them all! Because they combine power with maneuverability and uncompromising off-road capability. The large selection of various designs also makes them versatile, highly productive companions. Thanks to their extremely compact dimensions, even narrow paths are no problem. And if you are in action in a noise-sensitive environment or underground, we also have a completely emission-free solution in our product range.

**Quick moving and safe transporting** with the practical tie-downs.



**Getting anywhere – not a problem** for the narrowly designed track dumper.



**Wide tracks = less ground pressure:** Ideal for working on sensitive subsurfaces.



**The self-loading equipment** makes other machines unnecessary and increases material handling.



**Targeted unloading** thanks to the flexible high tip skip – for example in containers.



**Work emission-free** with the electrically powered DT10e – ideal for indoors.



**Fill trenches easily** with the practical swivel tip skip.



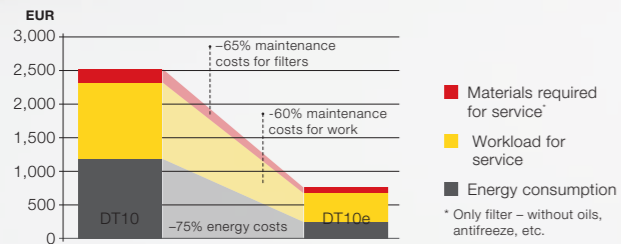
# DT10e

Discover new application areas: with the purely electrical DT10e. It works completely free of emissions and is thus as powerful as DT10. Urban construction sites with strict emission requirements? Working near animals or kindergartens, indoors or even in mines? Not at all a problem for the DT10e. And to make sure it gets everywhere, it fits through any standard door.

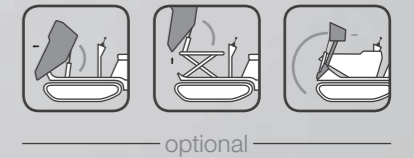
- 100% electric, 0% emissions
- Very low noise emissions
- 2 battery packs, including battery charger, integrated into the machine, the charging cable is part of the standard package
- Reduced service costs due to less maintenance points and extended intervals (500 working hours)
- Lockable engine hood
- Compact dimensions and can be turned on the spot
- Automatic switch-off after 10 minutes prolongs the battery life and protects the machine

## Operating costs:

DT10 and DT10e compared (per 1,000 h)



	DT10e
Max. payload (kg)	1,000
Power output (kW)	9
Undercarriage width (mm)	790
Max. skip capacity heaped (l)	427



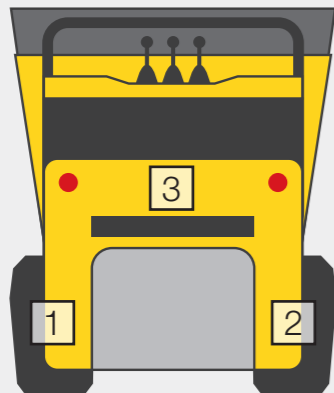
**Innovative technology:** Electric and therefore completely emissions-free.

You can get more information about the revolutionary DT10e at [www.wackerneuson.com/DT10e](http://www.wackerneuson.com/DT10e)

## Three drive motors for 100% electric driving:

One engine per track as well as for the work hydraulics, which act more efficiently and independent of each other.

- 1 Motor track on the left
- 2 Motor track on the right
- 3 Motor work hydraulics



**You will save time and work force:** With the optionally available self-loading equipment.

## Stable, even in a sloping position:

This is ensured by the low-mounted batteries.



**Easily charged:** The charging cable can be connected to any 220 V outlet.

# DT05, DT08

As much as the DT05 and DT08 prove themselves in confined spaces with their compact design, they are also perfect for many other application conditions: because the optimal weight distribution ensures a low ground pressure – and the machine does not sink in on a soft ground.

- Hydrostatic drive system for a high level of operating comfort
- Hydraulically pilot operated travel lever with two travel speeds
- Cost savings due to long maintenance intervals
- Electric starter for DT05 diesel and DT08 diesel/gasoline
- Off-road capable due to high ground clearance and 36% gradeability
- Intelligent cooling system – ideal for higher temperatures
- Lockable engine hood
- Well-balanced machines for high stability



Alternatively, with diesel or gasoline engine, according to requirements or country specifications.

	DT05	DT08
Max. payload (kg)	500	800
Max. engine output (kW/hp)	4.9/6.7*	6.8/9.2*
Undercarriage width (mm)	660	790
Max. skip capacity heaped (l)	313**	387**

\*Diesel version

\*\*Front-tip skip version

High tip skip only in connection with diesel engine



optional

**Optional self-loading equipment** – makes other machines unnecessary and avoids arduous filling by hand.



**Autonomous work equipment** thanks to the optional self-loading equipment.



**Gets through virtually everywhere:** At 66 cm wide, the DT05 is extremely compact.



**Convenient maintenance** thanks to the unimpeded access.



**Tipping height up to 1,426 mm:** The high tip skip of the DT08.

# DT10, DT12

Whether sandy, hilly or on soft ground: The DT10 and the DT12 prove their performance level in any terrain. Suspension-mounted rollers also ensure running smoothness and driving comfort – especially in tough ground conditions and when overcoming steps. For an even broader range of applications, you can fit out the DT12 with an auxiliary hydraulic connection in order to operate further hydraulic work tools, such as a hand-held hydraulic hammer.

- High level of stability and low ground pressure
- Electric starter for quick intuitive starting
- DT10 with powerful 2-cylinder diesel engine, DT12 with 3-cylinder diesel engine
- Higher material handling with the self-loading equipment (optional)
- Good maintenance access
- Safe, powerful and fine driving behavior thanks to two variable displacement pumps
- Lockable engine hood prevents access by unauthorized persons
- Long maintenance intervals
- Quick position change with up to 4 km/h
- Numerous skip versions, retrofittable for less service costs

	DT10	DT12
Max. payload (kg)	1,000	1,200
Engine output (kW/hp)	9.7 / 13.2	12 / 16.3
Undercarriage width (mm)	790	790
Max. skip capacity heaped (l)	460	460



**Small, compact, powerful:**  
The DT10 is the perfect all-rounder.



optional



**Sensitive and comfortable driving behavior** – thanks to the hydraulically activated, pilot-operated two-stage drive system.



optional



**Thanks to the compact dimensions,** the powerful track dumpers can go anywhere.



**Powerful up the stairs:** Steps are no obstacle for track dumpers from Wacker Neuson.



**Intuitive safe handling** thanks to the clearly arranged operator's controls.



**Suspension-mounted rollers:** For even more running smoothness and safety.

# DT15, DT23

Powerful in application, a variety of choices for outfitting and gentle on the ground: The DT15 and the DT23 are powerhouses that do just that. The wide range of outfitting features allows you to manage very diverse tasks – from simple transport to application as an autonomous concrete mixer on site.

- Powerful 3-cylinder (DT15) or 4-cylinder diesel engines (DT23)
- Dual suspension-mounted rollers for even more safety and running smoothness
- Large selection of skips, e.g. reinforced 3-way side-tipping skip
- Generous maintenance access and long maintenance interval reduce operating costs
- Superior stability due to the low center of gravity
- Safe working due to the ROPS certified fold-down roll over protective structure
- High ground clearance for use on uneven ground conditions



	DT15	DT23
Max. payload (kg)	1,500	2,300
Max. engine output (kW/hp)	15/20.4	18.5/25
Undercarriage width (mm)	1,080	1,300
Max. skip capacity heaped (l)	800*	1,200

\* Version with front tip skip

**Simply start and off you go:** Thanks to the sensitive hydrostatic drive system, even inexperienced operators can find their way quickly with the dumper.



**One track dumper, many options:** Simply retrofit additional skips and replace them, e.g. the swivel tip skip by the 3-way side-tipping skip (special edition).

**Powerful auxiliary hydraulics as standard (DT15)** for connecting external devices, such as breaker or concrete mixer.




**Low ground pressure** protects the terrain.



**Control stand:** Intuitive travel direction control on the joystick.

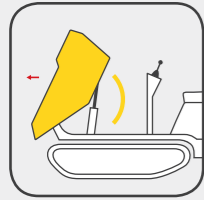


**The right skip for every application –** also perfectly equipped for concrete work.



## Skip and platform versions.

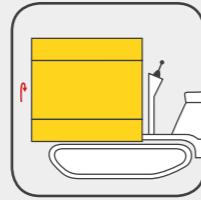
From different types of skips to extendable loading areas to a concrete mixer: The track dumpers can be perfectly adapted to the specific requirement – for a variety of application areas.



### Front tip skip

The front tip skip is ideal when a lot of material has to be transported within a short time.

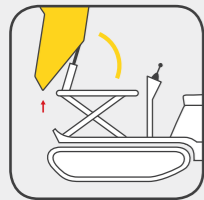
- For larger volumes of material
- Low center of gravity and low dumping height
- Economical solution



### 3-way side-tipping platform

The 3-way side-tipping platform offers you the greatest possible flexibility when unloading bulk material.

- Material can be emptied forward or to the side
- Removable side parts
- Suitable for pallet transport



### High tip skip

The high tip skip bridges height differences when dumping the material.

- Suitable for container loading
- Dumping height of up to 1,963 mm
- Flexible use as front or high tip skip



### Concrete mixer

If necessary, a track dumper is made into a concrete mixer in a few steps.

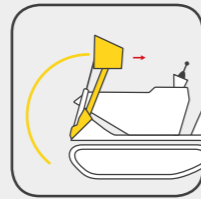
- Mixing capacity of 360 l
- Self-loading shovel with 70 l volume



### Swivel tip skip

The swivel tip skip places material precisely – thanks to the continuous 180° tipping.

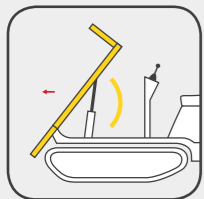
- Leveling when transporting liquids on gradients
- 2 x 90° swing gear, left and right
- Side filling possible



### Self-loading equipment

Entirely without other machines, lots of material can be filled in a short time with the self-loading equipment.

- Lifting of up to 280 kg material



### Front tip platform

Enlarging the loading area is done in one simple step with the front tip platform.

- Side parts that fold down
- Suitable for pallet transport



### Special skips

For special applications, additional skip versions are available, such as the light materials skip. Simply ask your specialized dealer.

## Self-loading equipment.

Load the skip entirely without the support of other machines. It goes quickly and you will save valuable time simultaneously. The self-loading equipment is available for front tip skips and high tip skips, as well as for concrete mixers.

Available with self-loading equipment:

TRACK DUMPER	DT05	DT08	DT10	DT10e	DT12	DT15
	Front tip skip	○	○	○	○	○
High tip skip	-	-	○	○	○	○
Concrete mixer	-	-	-	-	-	○

○ Option – not available

## Skip capacity.

TRACK DUMPERS	FRONT TIP SKIP	UNIT	DT10e	DT05	DT08	DT10	DT12	DT15	DT23
			Heaped	l	427	313	387	427	446
Struck	l	334	273	334	334	393	660	-	
Water level	l	166	142	166	166	173	550	-	
HIGH TIP SKIP									
Heaped	l	280	210	280	280	280	650	-	
Struck	l	240	170	240	240	240	550	-	
Water level	l	195	140	195	195	195	410	-	
SWIVEL TIP SKIP									
Heaped	l	-	-	-	460	460	760	1,400	
Struck	l	-	-	-	431	431	632	1,100	
Water level	l	-	-	-	240	240	375	700	
PLATFORM									
Heaped	l	-	-	-	300	300	690	-	
Struck	l	-	-	-	210	210	520	-	
CONCRETE MIXER									
Maximum	l	-	-	-	-	-	360	-	

Enlarged loading area of 1,390 x 1,470 mm thanks to the fold-down side parts.

Always ready for use: Concrete mixer with a capacity of 360 liters

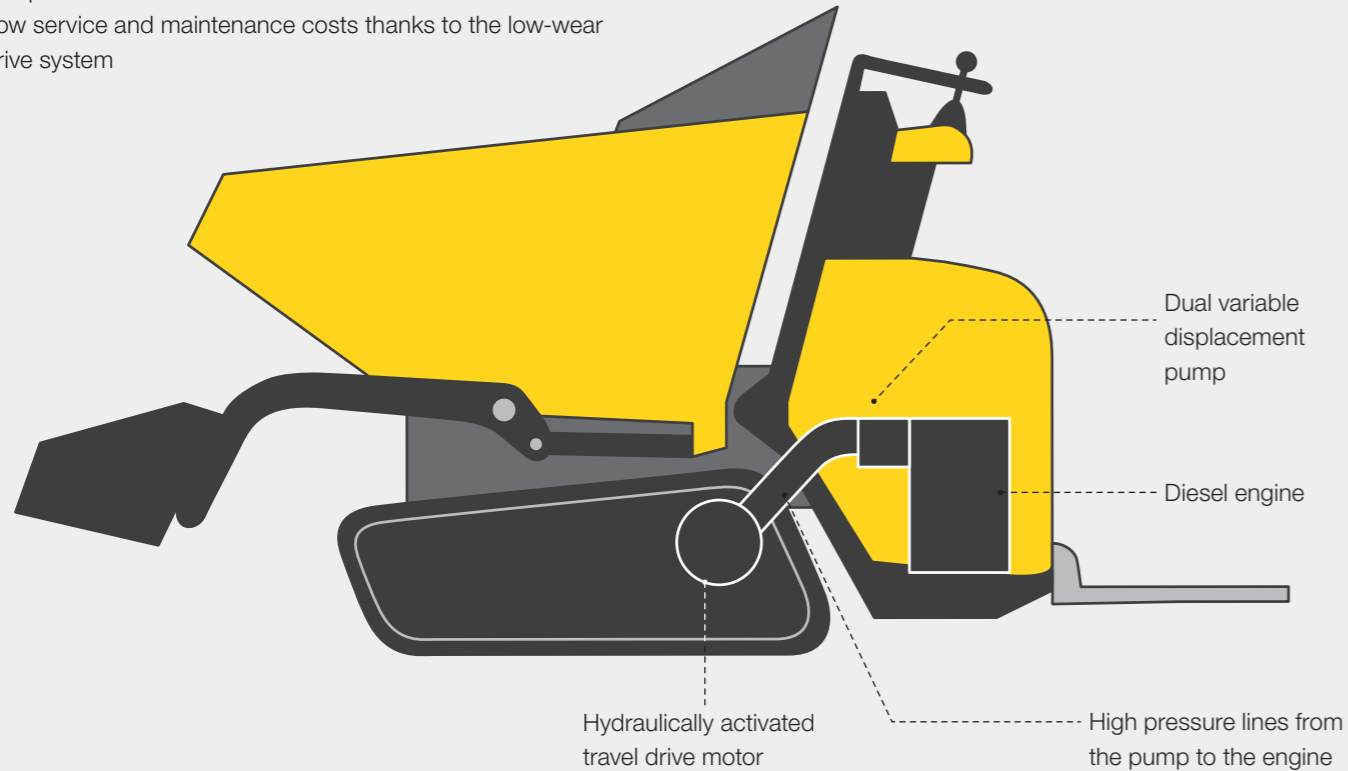


## Hydrostatic drive system.

Exists in all track dumpers from Wacker Neuson

**Simply start and off you go:** Thanks to the hydrostatic drive system, no frequent gear changing is required and the operator can focus entirely on his work. Ideal for rental parks or frequently changing operators.

- Hydraulically activated, pilot-controlled travel lever for sensitive operation of the DT12, DT15 and DT23
- Two driving positions: optionally sensitive with a high tractive force or fast (not in DT10)
- Hydraulically activated drive system and work hydraulics can be operated independent of each other
- Low service and maintenance costs thanks to the low-wear drive system



## Maintenance.

Valuable time can be saved during maintenance and therefore money can also be saved. The better and faster the access to the hydraulics or engine are, the faster the machine is back in use.

- Good service access in order to safely take care of daily control procedures
- Quick access to the maintenance points
- High degree of safety due to the lockable engine hood
- Long maintenance intervals up to 500 operating hours (e.g. for DT10e)



**For DT05 to DT12:** Engine hood opens to the rear.



**For the DT15:** Engine hood is folded open, including the seat.



**For the DT23:** The engine hood with a large opening angle is folded back laterally.



**Removable service covers** provide easy access to all major components.



## Suspension-mounted rollers.

The suspension-mounted rollers provide for increased running smoothness as well as safe driving behavior. Due to the suspended support, you can compensate for obstacles or unevenness, such as stones. In this way, you also benefit from optimal driving comfort under any ground conditions.

**Safe driving behavior,** because the suspension-mounted rollers adapt to any terrain.



Suspension-mounted rollers are available for:  
DT10e, DT10, DT12, DT15, DT23

# Configuration options

TRACK DUMPERS

	DT10E	DT05	DT05	DT08	DT08	DT10	DT12	DT15	DT23
	Electric	Gasoline	Diesel	Gasoline	Diesel	Diesel	Diesel	Diesel	Diesel
<b>SKIP OPTIONS</b>									
Front tip skip	○	○	○	○	○	○	○	○	-
Self-loading system for front tip skip	○	○	○	○	○	○	○	○	-
High tip skip	○	○	○	-	○	○	○	○	-
Self-loading system for high tip skip	○	-	-	-	-	○	○	○	-
Swivel tip skip	-	-	-	-	-	○	○	○	○
Front tip platform	-	-	-	○	○	○	○	-	-
3-way side-tipping platform	-	-	-	-	-	-	-	○	-
Light materials skip with SLE	-	-	-	-	-	●	●	-	-
Concrete mixer	-	-	-	-	-	-	-	○	-
Concrete mixer with SLE	-	-	-	-	-	-	-	○	-
<b>MACHINE OPTIONS</b>									
Manual start	-	●	-	-	-	-	-	-	-
Electric start	-	-	●	●	●	●	●	●	●
Operating hour meter	●	●	●	●	●	●	●	●	●
Lockable engine hood	●	●	●	●	●	●	●	●	●
Fold-up running board	●	●	●	●	●	●	●	-	-
Operator's seat	-	-	-	-	-	-	-	●	●
1 travel speed	●	-	-	-	-	●	-	-	-
2 travel speeds	-	●	●	●	●	-	●	●	●
Bio-Oil	○	○	○	○	○	○	○	○	○
Custom-made paint finish	○	○	○	○	○	○	○	○	○
Trailer lug	-	-	-	-	-	-	-	-	○
PTO auxiliary hydraulics	-	-	-	-	○	-	○	●	●
ROPS stirrup-shaped bar	-	-	-	-	-	-	-	●	●
Security 24 C (2000 h)	○	○	○	○	○	○	○	○	○
Security 36 C (3,000 h)	○	○	○	○	○	○	○	○	○
Security 48 C (4,000 h)	○	○	○	○	○	○	○	○	○
Security 60 C (5,000 h)	○	○	○	○	○	○	○	○	○

● Standard ○ Option - not available

BATTERY

DT10E		
	UNIT	
Capacity/power	kWh/Ah	11.5/144
Operating time under full loaded	h	approx. 4
Operating time under normal* load	h	approx. 9
Mains supply for charging the battery		
* Voltage	V	100-250
* Frequency	Hz	45-66
* Current	A	max. 14
Charging time	h	approx. 7.5
Charge cycles	-	2,000
Charge cable	-	Triple-pole, 16-amps**
Number of electric motors		3

\* The run time is greatly dependent on the respective application conditions. In a "normal case," a dumper is not used for constant driving when fully loaded. Due to the downtime (e.g. loading process via excavator) and empty trips, the application time is extended accordingly.

\*\* Charging cable included in the standard package.

# Auxiliary hydraulics.

These dumpers can do more.

With the practical auxiliary hydraulics you can convert your track dumpers into a mobile hydraulic unit:

- Simple connection of any hydraulic work tools, such as hydraulic hammers, etc.
- Use downtime in productive manner
- Less number of devices at the construction site
- For DT15 as standard, optionally for DT08 and DT12

**Lift and transport safely:**  
All dumpers are equipped with practical tie-down and lifting lugs. This makes transport child's play.



# Dimensions

TRACK DUMPERS

		DT10E	DT10E	DT05	DT05	DT05	DT05
		Electric front tip skip	Electric high tip skip	Diesel front tip skip	Diesel high tip skip	Gasoline front tip skip	Gasoline high tip skip
GENERAL		UNIT					
A	Length	mm	1,803	1,685	1,670	1,550	1,630
B	Length with self-loading system (without running board)	mm	2,248	2,208	-	-	-
C	Length of running board	mm	392	392	365	365	387
D	Height over running board	mm	265	265	252	252	252
E	Undercarriage width	mm	830	790	660	660	660
F	Width of skip	mm	790	764	589	616	589
G	Skip length	mm	1,320	1,134	1,280	1,120	1,280
H	Width with self-loading system	mm	830	830	-	-	-
I	Track width	mm	180	180	180	180	180
J	Track contact length	mm	875	875	753	753	753
K	Height over control stand	mm	1,270	1,270	1,185	1,185	1,185
L	Height over skip hand guard	mm	1,445	-	-	-	-
M	Width concrete mixer	mm	-	-	-	-	-
N	Height over ROPS bar	mm	-	-	-	-	-
O	Height over ROPS bar (collapsed)	mm	-	-	-	-	-
P	Height of skip front edge	mm	801	1,083	759	993	760
Q	Tipping height	mm	474	863	410	804	410
R	Height of high tip skip front edge when raised	mm	-	1,688	-	1,600	-
S	Tipping height of high tip skip when raised	mm	-	1,467	-	1,397	-
T	Max. height, skip raised	mm	1,905	2,003	1,735	1,907	1,735
U	Max. height, high tip skip raised	mm	-	2,610	-	2,500	-
V	Tipping angle of the skip	°	70	82	72	77	72
W	Running board retraction angle	°	14	15	14	14	15
X	Ground clearance	mm	184	128	110	110	110

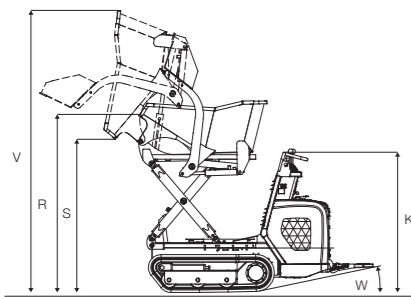
# Dimensions

TRACK DUMPERS

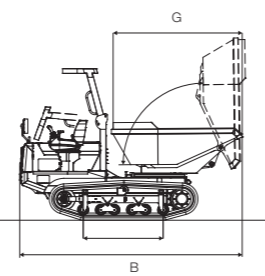
		DT08	DT08	DT08	DT08	DT10	DT10	DT10	DT10	DT10	DT12	DT12	DT12	DT12	DT15	DT15	DT15	DT15	DT15	DT23	
		Diesel front tip skip	Diesel high tip skip	Gasoline front tip skip	Gasoline high tip skip	Diesel front tip skip	Diesel swivel tip skip	Diesel front tip platform	Diesel high tip skip	Diesel light materials skip	Diesel front tip skip	Diesel high tip skip	Diesel swivel tip skip	Diesel front tip platform	Diesel front tip skip	Diesel 3-way side tipping platform	Diesel swivel tip skip	Diesel high tip skip	Diesel concrete mixer	Diesel swivel tip skip	
GENERAL		UNIT																			
<b>A</b>	Length	mm	1,660	1,545	1,660	1,540	1,800	1,960	1,882	1,684	1,823	1,823	1,684	1,960	1,882	2,585	2,640	2,674	2,609	2,403	3,304
<b>B</b>	Length with self-loading system (without running board)	mm	2,133	-	2,132	-	2,267	-	-	2,240	2,277	2,277	2,240	-	-	3,160	-	-	3,365	3,250	-
<b>C</b>	Length of running board	mm	387	387	388	388	393	393	393	393	393	393	393	393	-	-	-	-	-	-	-
<b>D</b>	Height over running board	mm	234	234	257	257	265	265	265	265	265	265	265	265	265	-	-	-	-	-	-
<b>E</b>	Undercarriage width	mm	790	790	790	790	790	790	790	790	790	790	790	790	790	1,080	1,080	1,080	1,080	1,080	1,300
<b>F</b>	Width of skip	mm	700	764	700	764	700	730	806	764	700	700	764	730	800	1,054	1,020	1,102	1,000	-	1,312
<b>G</b>	Skip length	mm	1,320	1,134	1,320	1,134	1,320	1,427	1,200	1,134	1,357	1,357	1,134	1,427	1,200	1,482	1,547	1,537	1,500	-	1,945
<b>H</b>	Width with self-loading system	mm	830	-	830	-	830	-	-	830	830	830	830	-	-	1,080	-	-	1,121	1,080	-
<b>I</b>	Track width	mm	180	180	180	180	180	180	180	180	180	180	180	180	180	230	230	230	230	230	270
<b>J</b>	Track contact length	mm	753	753	753	753	875	875	875	875	875	875	875	875	875	1,100	1,100	1,100	1,100	1,100	1,275
<b>K</b>	Height over control stand	mm	1,240	1,240	1,180	1,180	1,280	1,280	1,280	1,280	1,280	1,280	1,280	1,280	1,280	-	-	-	-	-	-
<b>L</b>	Height over skip hand guard	mm	1,313	-	1,313	-	1,365	1,301	-	-	-	-	-	1,301	-	-	-	-	-	-	-
<b>M</b>	Width concrete mixer	mm	-	-	-	-	-	-	-	-	-	-	-	-	-	-	-	-	-	926	-
<b>N</b>	Height over ROPS bar	mm	-	-	-	-	-	-	-	-	-	-	-	-	-	2,372	2,372	2,372	2,372	2,372	2,523
<b>O</b>	Height over ROPS bar (collapsed)	mm	-	-	-	-	-	-	-	-	-	-	-	-	-	2,022	2,022	2,022	2,022	2,022	2,163
<b>P</b>	Height of skip front edge	mm	750	964	750	965	804	1,045	849	1,076	812	812	1,076	1,045	850	770	1,150	1,210	1,104	1,254	1,393
<b>Q</b>	Tipping height	mm	420	757	420	757	474	650	256	868	460	460	868	650	256	472	380/570	810/814*	873	762	547
<b>R</b>	Height of high tip skip front edge when raised	mm	-	1,646	-	1,646	-	-	-	1,688	-	-	1,688	-	-	-	-	-	2,193	-	-
<b>S</b>	Tipping height of high tip skip when raised	mm	-	1,426	-	1,426	-	-	-	1,467	-	-	1,467	-	-	-	-	-	1,963	-	-
<b>T</b>	Max. height, skip raised	mm	1,845	1,898	1,845	1,898	1,905	2,112	1,430	2,009	1,950	1,950	2,009	2,112	1,430	2,070	2,040	2,381	2,383	1,647	2,505
<b>U</b>	Max. height, high tip skip raised	mm	-	2,570	-	2,570	-	-	-	2,610	-	-	2,610	-	-	-	-	-	3,472	-	-
<b>V</b>	Tipping angle of the skip	°	72	82	72	82	70	85	56	82	70	70	82	85	56	63	63/53*	84	78	62	85
<b>W</b>	Running board retraction angle	°	13	13	14	14	14	14	14	14	14	14	14	14	14	-	-	-	-	-	-
<b>X</b>	Ground clearance	mm	110	110	110	112	175	172	160	160	172	175	175	172	160	224	224	224	224	224	160

\* When tipping to the front/side

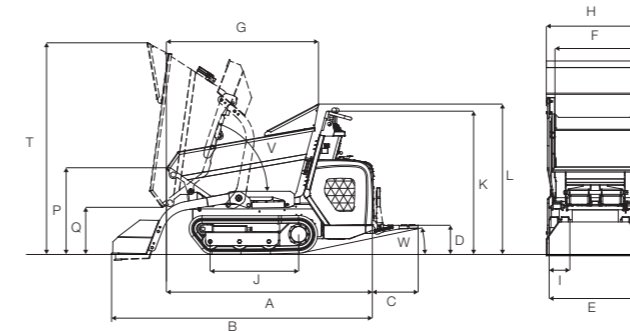
High tip skip with self-loading equipment (SLE)



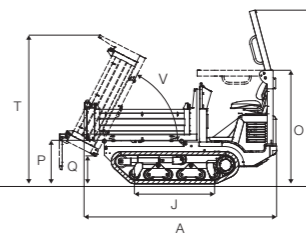
Swivel tip skip



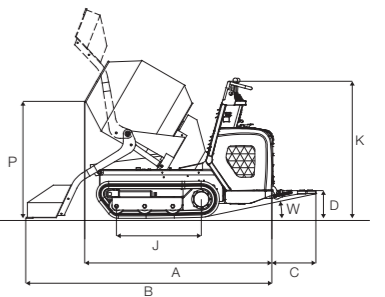
Front tip skip with self-loading equipment (SLE)



3-way side-tipping platform



Concrete mixer



# Technical data

TRACK DUMPERS

		DT10e	DT10e	DT05	DT05	DT05	DT05	DT08	DT08	DT08	DT10	DT10	DT10	DT10	DT12	DT12	DT12	DT12	DT15	DT15	DT15	DT15	DT15	DT23	
		Electric front tip skip	Electric high tip skip	Diesel front tip skip	Diesel high tip skip	Gasoline front tip skip	Gasoline high tip skip	Diesel front tip skip	Diesel high tip skip	Gasoline front tip skip	Diesel front tip skip	Diesel swivel tip skip	Diesel front tip platform	Diesel front tip skip	Diesel high tip skip	Diesel swivel tip skip	Diesel front tip platform	Diesel front tip skip	Diesel 3-way side tipping platform	Diesel swivel tip skip	Diesel high tip skip	Diesel concrete mixer	Diesel swivel tip skip		
GENERAL		UNIT																							
Shipping weight	kg	815/865*	995	465/545*	520	420/500*	475	560/630*	620	520/590*	630/695*	740/820*	775	590	655/725*	765/835*	795	610	1,310/1,390*	1,270	1,330	1,540/1,620*	1,430/1,510*	2,800	
Max. machine payload	kg	1,000	550	500	400	500	400	800	500	800	1,000	550	1,000	1,000	1,200	600	1,200	1,200	1,500	1,500	1,500	900	1,500	2,300	
Skip capacity heaped	l	427	280	313	210	313	210	387	280	387	427	280	460	300	446	280	460	300	800	690	760	650	360	1,400	
Skip capacity struck	l	367	240	273	170	273	170	334	240	334	367	240	431	210	393	240	431	210	660	520	550	632	-	1,120	
Skip capacity water volume	l	166	195	142	140	142	140	166	195	166	166	195	240	-	173	195	240	-	550	520	410	375	-	769	
Self-loading equipment volume/load capacity	l/m³	65/110		-	65/110	-	65/110	-	65/110		-	65/110	-	65/110		-	130/280	-	-	130/280	70/280	-	-		
DRIVE		UNIT																							
Make/Model	-	Electric motor		Yanmar		Honda		Yanmar		Honda		Kubota		Kubota		Kubota		Kubota		Kubota		Kubota		Kubota	
Model	-	-		L70N6		GX 200		L100N6		GX 270		Z482-E		Z482-E		D-722		D-902		D-902		V-1505		V-1505	
Cylinders	-	-		1		1		1		2		2		3		3		3		3		4		4	
Fuel type	-	Electrical		Diesel		Gasoline		Diesel		Gasoline		Diesel		Diesel		Diesel		Diesel		Diesel		Diesel		Diesel	
Performance	kW/hp	2/2.72		4.9/6.6		4.5/6		6.8/9.2		6.7/9.1		9.7/13.2		9.7/13.2		12/16.3		15/20.4		15/20.4		18.5/25.2		18.5/25.2	
At rpm	rpm	-		3,600		3,600		3,100		3,600		3,600		2,700		2,700		3,000		3,000		2,300		2,300	
Displacement	cm³	-		320		196		435		270		479		479		719		898		898		1,498		1,498	
Max. torque	Nm	-		18		13.2		22.5		17.7		30		30		37		56		56		163		163	
At rpm	rpm	-		2,400		2,500		2,000		2,500		2,600		2,600		2,600		2,400		2,400		1,600		1,600	
Cooling system	-	-		Air		Air		Air		Water		Water		Water		Water		Water		Water		Water		Water	
TRAVEL CHARACTERISTICS		UNIT																							
Travel speed	-	1		2		2		2		1		1		1		2		2		2		2		2	
1. gear	km/h	4.0		1.6		1.8		2.1		4.0		4.0		4.0		4.0		4.0		4.0		5.0		5.0	
2. gear	km/h	-		4.0		3.9		4.0		-		-		-		7.5		7.5		11		11		11	
Ground pressure empty/loaded	kg/cm²	0.20/0.40	0.18/0.52	0.15/0.24		0.12/0.25		0.19/0.36		0.16/0.34		0.180/0.520		0.18/0.52		0.280/0.510		0.24/0.49		0.24/0.49		0.24/0.49		0.24/0.49	
Max. gradeability	%	36%		36%		36%		36%		36%		36%		36%		27%		27%		36%		36%		36%	
HYDRAULIC SYSTEM		UNIT																							
Variable displacement pumps	Number	-		-		-		2		2		2		2		2		2		2		2		2	
Variable displacement pump flow rate	l/min	-		-		-		29 + 29		29 + 29		29 + 29		35 + 35		66 + 66		66 + 66		66 + 66		66 + 66		66 + 66	
Gear pumps	Number	1		3		3		3		1		1		1		1		1		1		1		1	
Gear pump flow rate	l/min	-		30		25		41		66		66		22		25		40		40		40		40	
Work hydraulics flow rate	l/min	5		19		14		20		8		8		80		95		172		172		172		172	
Max. pressure drive hydraulics	bar	-		200		175		250		250		220		270		340		340		340		340		340	
Max. pressure work hydraulics	bar	160		145		135		150		160		160		170		180		180		180		180		180	
TANK CAPACITY		UNIT																							
Fuel tank	l	-		3.3		3.6		5.4		6		9.7		9.7		9.7		24		24		54		54	
Oil tank	l	5		15		22.3		22.1		22.1		25.4		25		30		30		30		30		30	
NOISE EMISSIONS		UNIT																							
Sound power level	dB (A)	93		94		100		95		100		101		101		99		100		100		100		100	
Sound pressure level at the operator's ear	dB (A)	74		89		83		93		87		88		88		88		87		82		82		82	
OTHER		UNIT																							
Voltage/Capacity	V/Ah	12/55	33	12/30		-		12/44		12/30		12/55		12/55		12/55		12/60		12/60		12/105		12/105	
Battery voltage	V	80		-		-		-		-		-		-		-		-		-		-		-	

\* With self-loading equipment (SLE) - Not available

TRACK DUMPER

		DT10e	
		UNIT	
Number of electric travel drive motors		3	
Battery capacity	kWh	11.5	
Range per battery charge at maximum utilization	h	4	
Charge time of the batteries	h	7.5	

The Wacker Neuson product range includes over 300 different product series with different variants. The product data may vary accordingly with the selection of different options. Not all Wacker Neuson products listed or shown here are however available or allowed in all countries.

The Wacker Neuson products shown are examples and as such are subject to changes. We are happy to make you a specific offer upon request!

Reproduction only with the written approval of Wacker Neuson.

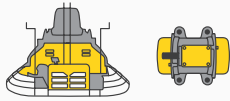
© Wacker Neuson SE

Your everyday work day is full of challenges.

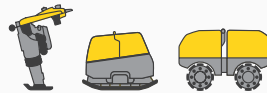
We have the right solutions and help you to be ahead of the competition.

We offer you everything you need for this purpose: **Wacker Neuson—all it takes!**

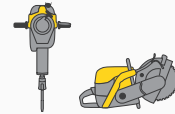
## Products



Concrete technology



Compaction



Demolition technology



Excavators



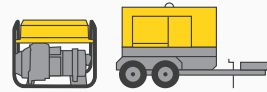
Wheel loaders



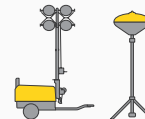
Telehandlers



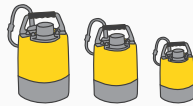
Dumpers



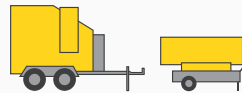
Generators



Lighting



Pumps



Heaters



Used equipment

## Services



### Financial solutions

Uncomplicated, transparent and individual financing options for you.



### Repair & maintenance

Excellent and fast maintenance. Repairs with original spare parts.



### Academy

We expand your know-how: practice-oriented and within an ideal learning environment.



### EquipCare

Everything about the machines at a glance, via app or PC – EquipCare.



### Rental

Protect your liquidity and rent well-maintained construction equipment as per requirement.



### Concrete specialists

Our specialists advise you in all project stages.



### eStore

Buy original spare parts online conveniently – for all Wacker Neuson product groups.

## Spare parts



### Every minute counts:

Within the shortest period of time, we deliver over 150,000 genuine Wacker Neuson spare parts to your construction site.

[www.wackerneuson.com](http://www.wackerneuson.com)



WN.EMEA.10169.V04.EN-US